




VYBO Electric a.s.								
Data Sheet			No.					
Three Phase Induction Motor			Drawing No.					
Customer								
Client reference								
Type		3LC-180L-6 15KW 400/690V 50HZ						
Brand		VYBO Electric						
Identification								
Type:	3LC-180L-6		Frame:	180		mm		
Power:	15 kW		Poles:	6		P		
Rated Current:	400 V	29,3 A	Rated Voltage:	400 / 690			V	
Speed:	980 rpm		Connection:	Δ/Y				
Frequency:	50 Hz		Insulation Class:	F				
Direct on line starting torque ratio (LRT/RLT):	2		Temperature Rise:					
Direct on line pull out torque ratio (BDT/RLT):	2,1		Service Factor:	1,0				
Direct on line starting current ratio (LRA/RLA):	7,3		Duty:	S1, S2, S3, S4-S9				
Efficiency:	91,2	%	Ambient Temperature:	-35~40°C				
Power factor:	0,81		Altitude:	1000m				
Noise level:	73	dB(A)	Protection Degree:	IP55				
			Cooling:	IC411				
			Mounting:	IM B (On request)				
			Vibration:	2.8 mm/s				
			Direction of Rotation:	Both				
			Starting Method:	DOL or VFD				
			Coupling:	DIRECT				
			Load Type:	Parabolic or linear curve				
			Terminal box:	2-M40X1.5				
				Bearing Information				
					DE		NDE	
				Bearing:	6311C3		6311C3	
				Regreasing int.(h):				
				Grease amount(g):				
Grease:								
Notes / Accessories				Deviation Sheet				
				VYBO Electric		Customer		
Standards								
Specification:	IEC60034-1 / GB755							
Test:	IEC60034-2 / GB/T1032							
Noise:	IEC60034-9 / GB10069.3							
Vibration:	IEC60034-14 / GB10068							
Edition								
Performed		Checked		Date				
Item	Changes			Performed	Checked	Date		